


Using Google Scholar

<http://scholar.google.com>

Setting preferences (necessary when using a computer with an off-campus IP address):

1. Choose [Preferences](#)



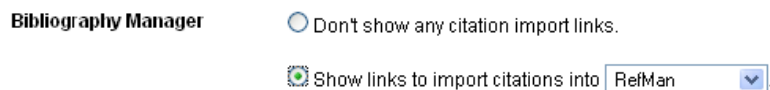
2. Under Library Links, search for New Mexico State University

3. Choose:

- a. New Mexico State University – Full-Text @NMSU
- b. Open WorldCat – Library Search



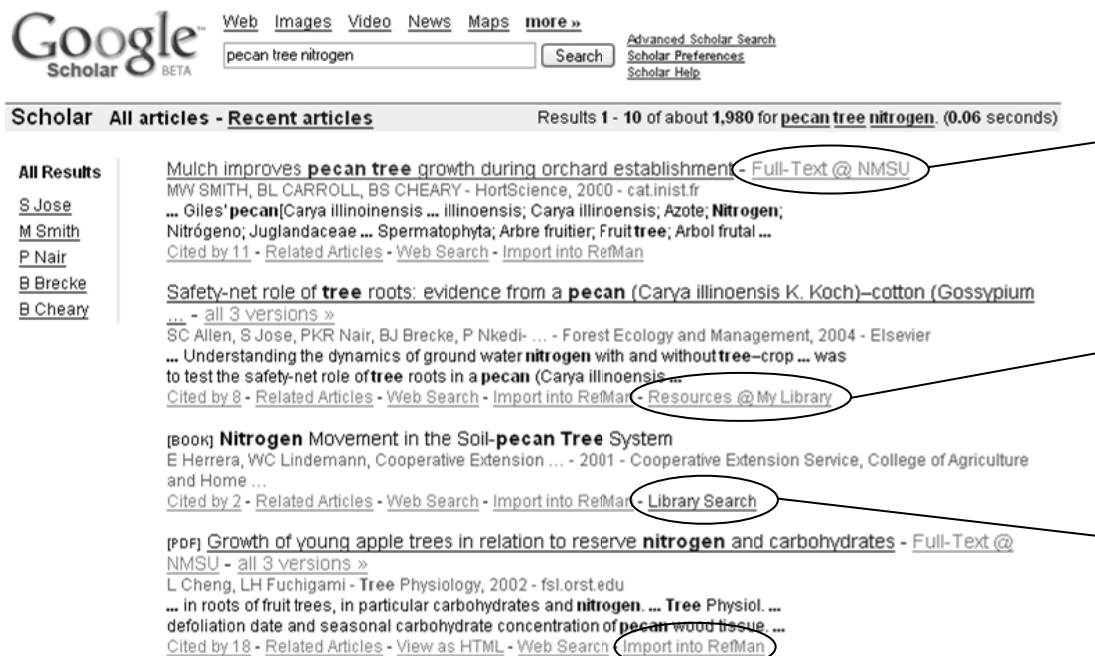
4. For compatibility with citation management software:



- Choose [RefMan](#) for *EndNote Web*
- Choose [EndNote](#) for *EndNote* software packages

Viewing results:

Notice there are three possible situations:



Indicates that the article is available electronically via the Library's subscriptions – links to Library's page for access to article

Indicates that the article is **not** available **electronically** - links to Library's page to search catalog for print holdings or to request via ILLiad

Searches the book in WorldCat, with links to the NMSU Library catalog

*Saves citation to desktop for import into *EndNote Web*